



Tax Region Setup

User's Guide
(LIMS-4682)

Table of Contents

Tax Region, Jurisdiction, and Category Setup and Use

TOC	2
Navigation	3
Tax Region & Jurisdiction Examples	4
○ <i>Minnesota Tax Jurisdiction Example</i>	
○ <i>Kansas Tax Jurisdiction Example</i>	
Step-by-Step Setup	8
Tax Jurisdiction Setup	12
○ <i>Product Tax Category Setup</i>	
○ <i>Tax Region Setup</i>	
○ <i>Jurisdiction Setup</i>	
Tax Region, Jurisdiction, & Category Relationship	14
○ <i>Hospital's Default Tax Region</i>	
○ <i>Hospital Unit's Default Tax Region</i>	
○ <i>User's Default Unit</i>	
○ <i>Admitting Unit</i>	
○ <i>Product Tax Category</i>	
○ <i>Price Calculator</i>	
○ <i>Order Details</i>	
Hospital Setup	15
○ <i>Hospital Setup Privilege</i>	
○ <i>Default Tax Region</i>	
Hospital Unit Setup	16
○ <i>Default Tax Region</i>	
Client Setup	17
○ <i>Tax Exemptions</i>	
Order Details screen	18
○ <i>Order Details</i>	
○ <i>Invoice Report</i>	
Order Details & Tax Exemptions	19
○ <i>Client Setup screen – Tax Exemption</i>	
○ <i>Order Details</i>	
○ <i>Invoice</i>	
Order Details – Order and Order Item Tax Exemptions	20

Tax Region Setup

Navigation Menu

Client Search
 - Client Search screen
 -- Client Info screen
 --- Client tab
 ---- Billing tab

Hospital Setup
 - Hospital Setup screen
 -- Hospital Setup tab
 --- Billing Defaults section
 --- Unit Setup tab
 --- Unit Details tab

Product Setup
 - Product Search screen
 -- Product Setup tab
 --- Product Info screen
 ---- Product Details tab
 ---- Product Tax Category
 ---- Price Calculator

User Management
 - User Search screen
 -- User Account & Employee Record screen
 --- Privileges tab

Product Tax Categories

Exempt	Tax Name	Code	Comment
<input type="checkbox"/>	City of Lamborn	LAN	
<input type="checkbox"/>	State of Minnesota	MIN	
<input type="checkbox"/>	Filmore County	FIL	
<input type="checkbox"/>	City of Minneapolis	MPLS	
<input type="checkbox"/>	Transit Improvement	TRN	
<input type="checkbox"/>	Tax	TRN	
<input type="checkbox"/>	Transit Improvement	TRN	

Product Tax Categories

Name	Description	Code	Active
Food	Food	F	Y
Medication	Medication	M	Y
Taxable	Taxable Items	T	Y

Product Pricing

Actual Sales Unit Cost: \$0.05 / EA
 Pricing Basis: \$0.07 EA - EACH
 Markup: Default Multiplier
 Volume Discount:
 Fractional Qty:
 Client Type Discount: Disable
 Auto Update Price:
 Minimum Price: \$0.00

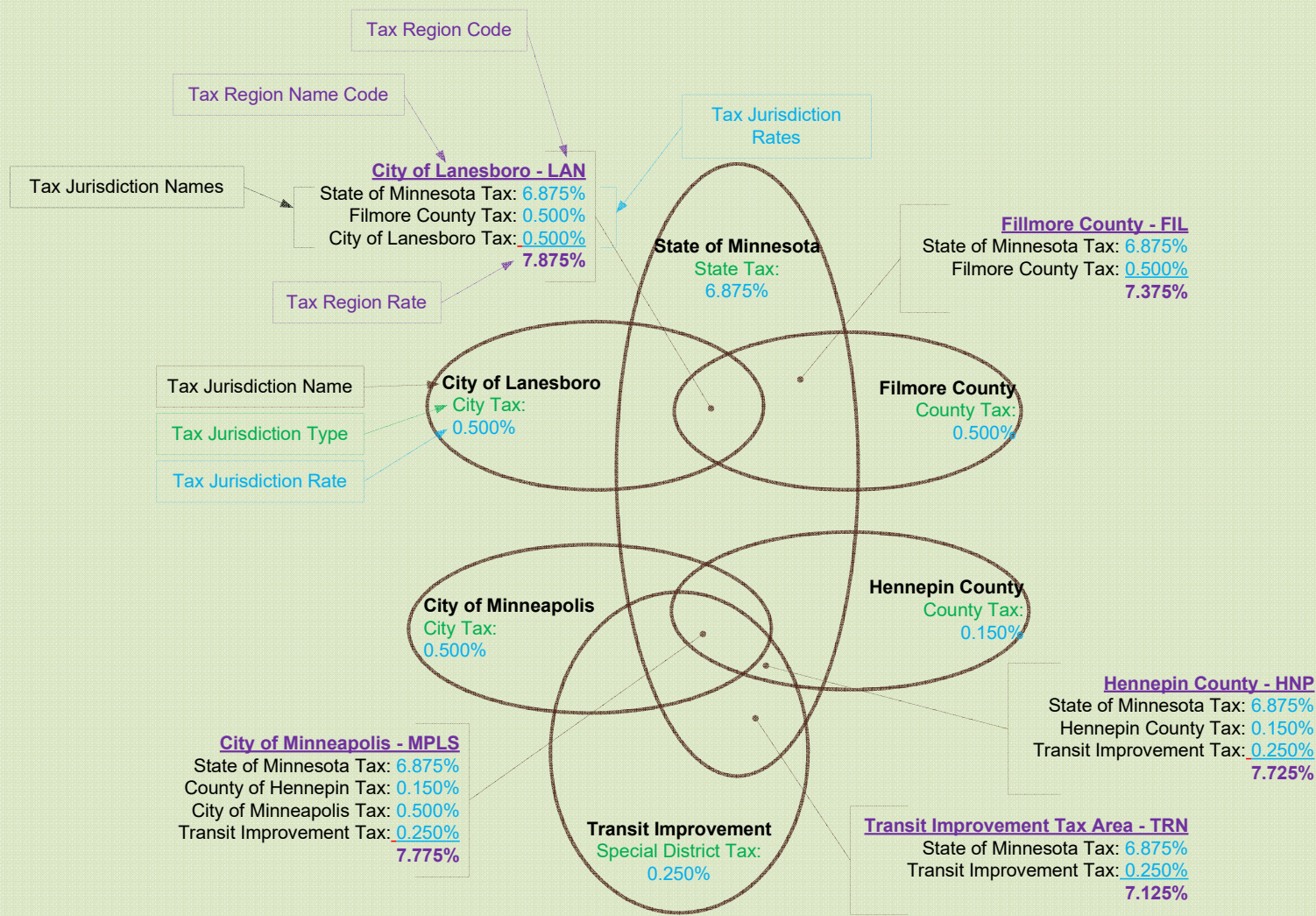
Product Tax Category
 Product Tax Category: Medication

Price Calculator

Tax Region: City of Minneapolis
 Client Price Set: NORMAL CLIENT
 Qty: 1
 Price: \$ 0.14
 State of Minnesota (Medication - 5.0%) \$ 0.01
 Total: \$ 0.15

Tax Region Use

Minnesota Tax Jurisdiction Example



This example utilizes the following regions and jurisdictions from the State of Minnesota:

Regions:

- o Fillmore County (FIL)
- o Hennepin County (HNP)
- o City of Lanesboro (LAN)
- o City of Minneapolis (MPLS)
- o Transit Improvement Area (TRN)

Jurisdictions:

- o State of Minnesota
- o Fillmore County
- o Hennepin County
- o City of Lanesboro
- o City of Minneapolis
- o Transit Improvement Area

Tax Region Use

Minnesota Tax Jurisdiction Example

Tax Region Code	Tax Region Name	Tax Jurisdiction Name	APRIL 1, 2015 Tax Jurisdiction Rate	Tax Region Code	Tax Region Name	Tax Jurisdiction Name	APRIL 1, 2015 Tax Jurisdiction Rate
AL	City of Albert Lea	City of Albert Lea	0.500%	MDF	City of Medford	City of Medford	0.500%
		State of Minnesota	6.875%			Steele County	0.500%
		Freeborn County	0.500%			State of Minnesota	6.875%
		Total Tax Percent for Code AL:	7.875%			Total Tax Percent for Code MDF:	7.875%
AUS	City of Austin	City of Austin	0.500%	MN	State of Minnesota	State of Minnesota	6.875%
		State of Minnesota	6.875%			Total Tax Percent for Code MN:	6.875%
		Total Tax Percent for Code AUS:	7.375%	MSL	City of Marshall	City of Marshall	0.500%
BXR	City of Baxter	City of Baxter	0.500%			Lyon County	0.500%
		State of Minnesota	6.875%			State of Minnesota	6.875%
		Total Tax Percent for Code BXR:	7.375%			Total Tax Percent for Code MSL:	7.875%
BKR	Becker County	Becker County	0.500%	MNK	City of Mankato	City of Mankato	0.500%
		State of Minnesota	6.875%			State of Minnesota	6.875%
		Total Tax Percent for Code BKR:	7.375%			Total Tax Percent for Code MNK:	7.375%
BEL	Beltrami County	Beltrami County	0.500%	MPLS	City of Minneapolis	City of Minneapolis	0.500%
		State of Minnesota	6.875%			Hennepin County	0.150%
		Total Tax Percent for Code BEL:	7.375%			State of Minnesota	6.875%
BMJ	City of Bemidji	City of Bemidji	0.500%			Transit Improvement Tax	0.250%
		Beltrami County	0.500%			Total Tax Percent for Code MPLS:	7.775%
		State of Minnesota	6.875%	NU	City of New Ulm	City of New Ulm	0.500%
		Total Tax Percent for Code BMJ:	7.875%			State of Minnesota	6.875%
BRD	City of Brainerd	City of Brainerd	0.500%			Total Tax Percent for Code NU:	7.375%
		Otter Tail County	0.500%	STL	St. Louis County	St. Louis County	0.500%
		Total Tax Percent for Code FER:	7.875%			State of Minnesota	6.875%
FIL	Fillmore County	Fillmore County	0.500%			Total Tax Percent for Code STL:	7.375%
		State of Minnesota	6.875%	STP	City of St. Paul	Transit Improvement Tax	0.250%
		Total Tax Percent for Code FIL:	7.375%			City of St. Paul	0.500%
FRE	Freeborn County	Freeborn County	0.500%			State of Minnesota	6.875%
		State of Minnesota	6.875%			Total Tax Percent for Code STP:	7.625%
		Total Tax Percent for Code FRE:	7.375%	STE	Steele County	Steele County	0.500%
HMT	City of Hermantown	City of Hermantown	1.000%			State of Minnesota	6.875%
		St. Louis County	0.500%			Total Tax Percent for Code STE:	7.375%
		State of Minnesota	6.875%	TOD	Todd County	Todd County	0.500%
		Total Tax Percent for Code HMT:	8.375%			State of Minnesota	6.875%
HNP	Hennepin County	Transit Improvement Tax	0.250%			Total Tax Percent for Code TOD:	7.375%
		Hennepin County	0.150%	TRN	Transit Improvement Tax Area	Transit Improvement Tax	0.250%
		State of Minnesota	6.875%			State of Minnesota	6.875%
		Total Tax Percent for Code HNP:	7.275%			Total Tax Percent for Code TRN:	7.125%
HUB	Hubbard County	Hubbard County	0.500%	TH	City of Two Harbors	City of Two Harbors	0.500%
		State of Minnesota	6.875%			State of Minnesota	6.875%
		Total Tax Percent for Code HUB:	7.375%			Total Tax Percent for Code TH:	7.375%
HUT	City of Hutchinson	City of Hutchinson	0.500%	WAD	Wadena County	Wadena County	0.500%
		State of Minnesota	6.875%			State of Minnesota	6.875%
		Total Tax Percent for Code HUT:	7.375%			Total Tax Percent for Code WAD:	7.375%
LAN	City of Lanesboro	City of Lanesboro	0.500%	WMR	City of Willmar	City of Willmar	0.000%
		Fillmore County	0.500%			State of Minnesota	6.875%
		State of Minnesota	6.875%			Total Tax Percent for Code WMR:	6.875%
		Total Tax Percent for Code LAN:	7.875%	WOR	City of Worthington	City of Worthington	0.500%
LYO	Lyon County	Lyon County	0.500%			State of Minnesota	6.875%
		State of Minnesota	6.875%			Total Tax Percent for Code WOR:	7.375%
		Total Tax Percent for Code LYO:	7.375%				

Tax Region Use

Kansas Tax Jurisdiction Example

This example utilizes jurisdictions from the State of Kansas, where only one jurisdiction applies to the location where the customer took delivery of the taxable product or service.

If products or services are received by the purchaser outside the State of Kansas, the Retailer is not responsible for collecting Kansas sales tax; however, the Purchaser may be required to pay Use Tax based on the destination State tax laws.

When taxable products or services are received in a Kansas jurisdiction other than that of the Seller's location, the 'Code for Delivery Sales' must be used.

Manhattan Blueville Addition TDD – MANT7

4539 Anderson Ave
9.450%

Manhattan (Pottawatomie County) - MANPT
8.950%

Manhattan (Riley County) - MANRL
8.950%

City of Riley - RILRL
8.500%

Tax Region Code

Tax Region Name Code

Tax Jurisdiction Rate

Riley County - RILCO
8.500%

Pottawatomie County - POTCO
7.500%

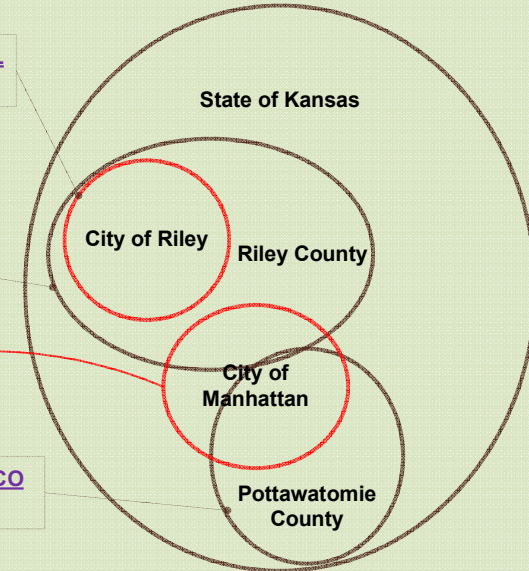
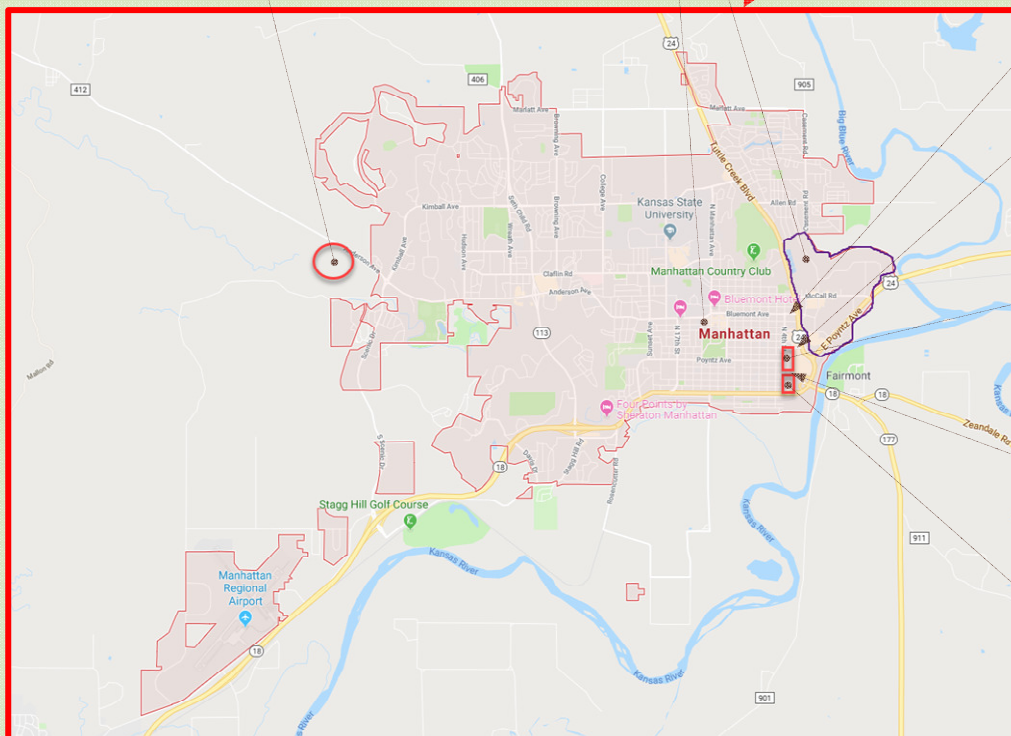
Manhattan McD's Addition TDD – MANT6
800 N 4th Street
9.450%

Manhattan Flint Hills Discovery Center STAR Bond– North - MANSN
206 Leavenworth Street
8.950%

Manhattan Marketplace TDD – MANT2
301 – 799 Tuttle Creek Blvd (odd addresses)
300 – 399 N 3rd Street (even and odd addresses)
400 – 799 3rd Place (even and odd addresses)
300 – 798 N 4th Street (even addresses)
201 – 323 Bluemont (odd addresses)
300 – 399 Moro Street (even and odd addresses)
300 – 399 Osage Street (even and odd addresses)
214 – 330 Leavenworth Street (even addresses)
9.450%

Manhattan Flint Hills Discovery Center STAR Bond– South - MANSS
300 Colorado Street
8.950%

Manhattan Flint Hills South TDD – MANT5
300 – 534 S 4th Street (even addresses)
300 – 535 S 3rd Street (even and odd addresses)
200 – 335 Pierre Street (even and odd addresses)
200 – 335 Colorado Street (even and odd addresses)
100 – 235 Blue Earth Place (even and odd addresses)
200 – 330 Yuma Street (even and odd addresses)
9.450%



Tax Region Use

Kansas Tax Jurisdiction Example

Some jurisdiction have special jurisdictions defined by address ranges.

For example, in Manhattan, Kansas, there are six special jurisdictions. Refer to Manhattan city map on the previous page.

City or County Where Sales Were Delivered	Code for Delivery Sales	Code for Sales at Business Location	Total Tax Rate	Effective Date
Maize	SEDCO	MAISG	7.500%	07-01-15
Manchester	DICCO	MANDK	8.000%	07-01-15
Manhattan (Pottawatomie County)	MANPT	MANPT	8.950%	04-01-17
Manhattan (Riley County)	MANRL	MANRL	8.950%	04-01-17
Manhattan Blueville Addition TDD	MANT7	MANT7	9.450%	04-01-17
Manhattan Flint Hills Discovery Center STAR Bond North	MANSN	MANSN	8.950%	04-01-17
Manhattan Flint Hills Discovery Center STAR Bond South	MANSS	MANSS	8.950%	04-01-17
Manhattan Flint Hills South TDD	MANT5	MANT5	9.450%	04-01-17
Manhattan Marketplace TDD	MANT2	MANT2	9.450%	04-01-17
Manhattan McD's Addition TDD	MANT6	MANT6	9.450%	04-01-17
Mankato	MANJW	MANJW	8.250%	07-01-15
Manter	STNCO	MANST	7.500%	07-01-15
Maple Hill	MAPWB	MAPWB	8.750%	07-01-15
Plevna	RENCO	PLERN	8.000%	07-01-15
Pomona	POMFR	POMFR	10.000%	07-01-15
Portis	OSBCO	POROB	8.000%	07-01-15
Pottawatomie County	POTCO	POTCO	7.500%	07-01-15

Potwin
Powhattan
Prairie View
Prairie Village
Prairie Village "The Village" CID
Prairie Village Corinth Square CID
Pratt
Pratt County
Rice County
Richfield
Richmond
Riley
Riley County
Robinson
Roeland Park

Special Jurisdiction and Address Range(s)	Code for Delivery Sales	Code for Sales at Business Location	Total Tax Rate	Effective Date
Manhattan Blueville Addition TDD	MANT7	MANT7	9.450%	04-01-17
4539 Anderson Ave	MANT7	MANT7	9.450%	04-01-17
Manhattan Flint Hills Discovery Center STAR Bond- North	MANSN	MANSN	8.950%	04-01-17
206 Leavenworth Street (All other addresses are within MANT2, Manhattan Marketplace TDD)	MANSN	MANSN	8.950%	04-01-17
Manhattan Flint Hills Discovery Center STAR Bond- South	MANSS	MANSS	8.950%	04-01-17
300 Colorado Street (All other addresses are within MANT5, Manhattan Flint Hills South)	MANSS	MANSS	8.950%	04-01-17
Manhattan Flint Hills South TDD	MANT5	MANT5	9.450%	04-01-17
300 – 534 S 4th Street (even addresses)	MANT5	MANT5	9.450%	04-01-17
300 – 535 S 3rd Street (even and odd addresses)	MANT5	MANT5	9.450%	04-01-17
200 – 335 Pierre Street (even and odd addresses)	MANT5	MANT5	9.450%	04-01-17
200 – 335 Colorado Street (even and odd addresses)	MANT5	MANT5	9.450%	04-01-17
100 – 235 Blue Earth Place (even and odd addresses)	MANT5	MANT5	9.450%	04-01-17
200 – 330 Yuma Street (even and odd addresses)	MANT5	MANT5	9.450%	04-01-17
Manhattan Marketplace TDD	MANT2	MANT2	9.450%	04-01-17
301 – 799 Tuttle Creek Blvd (odd addresses)	MANT2	MANT2	9.450%	04-01-17
300 – 399 N 3rd Street (even and odd addresses)	MANT2	MANT2	9.450%	04-01-17
400 – 799 3rd Place (even and odd addresses)	MANT2	MANT2	9.450%	04-01-17
300 – 798 N 4th Street (even addresses)	MANT2	MANT2	9.450%	04-01-17
201 – 323 Bluemont (odd addresses)	MANT2	MANT2	9.450%	04-01-17
300 – 399 Moro Street (even and odd addresses)	MANT2	MANT2	9.450%	04-01-17
300 – 399 Osage Street (even and odd addresses)	MANT2	MANT2	9.450%	04-01-17
214 – 330 Leavenworth Street (even addresses)	MANT2	MANT2	9.450%	04-01-17
Manhattan McD's Addition TDD	MANT6	MANT6	9.450%	04-01-17
800 N 4th Street	MANT6	MANT6	9.450%	04-01-17

Tax Region Setup

A) Review Applicable Tax Jurisdiction and Tax Region Structure

- 1) The previous 4 pages display the **Tax Jurisdiction** and **Tax Region** structures for the State of Minnesota, and State of Kansas, along with an example of how those regions and jurisdictions would be configured in VetView.

B) Create Product Tax Categories:

- 1) Some **Tax Jurisdictions** provide tax rates that are dependent on the **Product Tax Category** or the types of product or services.
- 2) The **Product Tax Category** is commonly refer to as **Taxability Information Codes (TICs)** by most States or **Tax Jurisdictions** (refer to the following “**Taxability Information Codes**” page).
- 3) **Here’s How to create Product Tax Categories:**
 - a) Navigate to the ‘**Product Setup**’ screen.
 - b) Select the ‘**Tax Jurisdiction Setup**’ tab.
 - c) Select the ‘**Product Tax Category Setup**’ tab.
 - d) Click the ‘+ **Add**’ button.
 - e) In the ‘**Name**’ field, highlight the existing text, then enter the name of the new **Product Tax Category**.
 - f) In the ‘**Description**’ field, highlight the existing text, then enter the description of the new **Product Tax Category**.
 - g) In the ‘**Code**’ field, enter the new **Product Tax Category Code**.
 - h) Insure that the ‘**Active**’ checkbox is checked.
 - i) **Click the ‘Save’ button** before adding another category, before selecting another category from list, or before navigating away from the ‘**Product Tax Category Setup**’ tab.
- 4) **Product Tax Categories** can be edited, and inactivated, but they can not be deleted.

C) Create Tax Jurisdictions:

- 1) Although the States act as the central administrator of sales taxes, they provide the ability for other jurisdictions (such as counties, cities, special districts) to levy their own sales tax rates.
- 2) The **Tax Jurisdiction** is where the **Tax Rates** are defined for each **Product Tax Category**.
- 3) The **Tax Rate** for the **Tax Jurisdiction** may apply to a timeframe, dictated by the **Tax Jurisdiction**. Each **Tax Rate** for a **Product Tax Category**, must therefore be associated to a valid date range.
- 4) Valid date ranges for a particular **Product Tax Category** must be contiguous, and may not overlap.
- 5) If a current date range does not exist for a **Tax Jurisdiction** and **Product Tax Category**, no taxes will be assessed for that jurisdiction.
- 6) **Tax Jurisdiction Codes** are commonly assigned by the jurisdiction. Refer to the examples of the States of Kansas and Minnesota **Tax Jurisdiction Codes** on the previous pages.
- 7) **Here’s how to create Tax Jurisdictions:**
 - a) Navigate to the ‘**Product Setup**’ screen.
 - b) Select the ‘**Tax Jurisdiction Setup**’ tab.
 - c) Select the ‘**Tax Jurisdiction Setup**’ tab.
 - d) Click the ‘+ **Add**’ button.
 - e) In the ‘**Name**’ field, enter the name of the new **Tax Jurisdiction**.
 - f) In the ‘**Code**’ field, enter the new **Tax Jurisdiction Code**.
 - g) Insure that the ‘**Active**’ checkbox is checked.
 - h) **Click the ‘Save’ button** before adding another jurisdiction, before selecting another jurisdiction from the list, or before navigating away from the ‘**Tax Jurisdiction Setup**’ tab.
 - i) Assign **Tax Rates** (as a percentage), and the **Durations (Start Date to End Date)** for which the **Tax Rate** is valid. Do this for each of the applicable **Product Tax Categories** that were set up in the previous step.
 - j) **Click the ‘Save’ button** before adding another jurisdiction, before selecting another jurisdiction from list, or before navigating away from the ‘**Tax Jurisdiction Setup**’ tab.
 - k) A ‘**Tax Rates and Duration**’ can be deleted or modified as long as the rate has not been used in the calculation of tax on an order.
 - l) If a ‘**Tax Rate and Duration**’ has been used to calculate taxes on an order, the ‘**End Date**’ can be modified, as long as the date falls after the ‘**Last Used Date**’. Use the info dot to determine the ‘**Last Used Date**’.

Tax Region Setup

- 8) **Tax Jurisdictions** can be edited, and inactivated, but they can not be deleted.
- 9) **Tax Rates** and **Durations** can be edited and deleted before they are saved; however, after saving a **Tax Rate**, it can not be deleted – only inactivated. If the **End Date** of a **Tax Rate** is in the future, it can be edited – as long as the new **End Date** is in the future, and does not overlap another **Duration** for the same **Product Tax Category**.

D) Create Tax Regions:

- 1) Each **Tax Region** must have one or more **Tax Jurisdictions**.
- 2) **Default Tax Regions** are assigned to the Hospital, and to each Hospital Unit that represents a point of sales location, or Tax Nexus location.
- 3) The **Tax Region** is assigned automatically to the Order based on the **Default Tax Region** associated to the **Admitting Hospital Unit**.
- 4) If the **Admitting Hospital Unit** does not have a **Default Tax Region**, the **Default Tax Region** of the **Hospital** will be assigned to the Order.
- 5) The **Tax Region** for an Order can be changed via the **Order Details** screen.
- 6) The **Tax Region** on the Order applies to all taxable charges on the Order.
- 7) **Tax Rates** for each taxable item on the Order will be the same, unless the taxable item has a **Tax Rate** that is specific to the **Product Tax Category** assigned to the item.
- 8) **Tax Region Codes** are commonly assigned by the State. Refer to the examples of the State of Minnesota **Tax Region Codes** on the previous pages.
- 9) **Here's how to create Tax Regions:**
 - a) Navigate to the **'Product Setup'** screen.
 - b) Select the **'Tax Jurisdiction Setup'** tab.
 - c) Select the **'Tax Region Setup'** tab.
 - d) Click the **'+ Add'** button.
 - e) In the **'Tax Region Name'** field, enter the name of the new **Tax Region**.
 - f) In the **'Tax Region Code'** field, enter the new **Tax Region Code**.
 - g) In the **'Tax Region Description'** field, enter a description for the new **Tax Region**.
 - h) Insure that the **'Active'** checkbox is checked.
 - i) **Click the 'Save' button** before adding another region, before selecting another region from list, or before navigating away from the **'Tax Region Setup'** tab.
 - j) Select the **Tax Jurisdictions**, that are associated to the **Tax Region**, by checking the **'Linked'** checkbox of the applicable jurisdiction.
 - k) **Click the 'Save' button** before adding another region, before selecting another region from list, or before navigating away from the **'Tax Region Setup'** tab.
- 10) **Tax Regions** can be edited, but they can not be deleted – only inactivated.

Tax Region Setup

E) Assign Privileges to appropriate roles or Users:

- 1) Navigate to the 'Role Management' screen – 'Role Search'
 - a) Select the role, and click the 'Edit' button.
- 2) 'Role Info' screen
 - a) Scroll down to find the following privilege in the center section.
 - b) Privilege: 'Hospital Access' – 'Hospital Setup Data' – 'Hospital Setup'

Tip: This role can be assigned to individual Users via the 'User Management' screen – 'Users Account & Employee Record' screen – 'Privileges' tab.
- 4) This privilege is needed to complete step 'B'

F) Set the Hospital Default Tax Region:

- 1) Navigate to the 'Hospital Setup' screen.
 - 2) Locate the 'Billing Defaults' section.
 - 3) Select the 'Default Tax Region'.
- Tip:*
- a) The Hospital **Default Tax Region** will be used to calculate taxes for taxable products and services on the 'Order Details' screen if the **Admitting Unit** is not associated to a **Default Tax Region**.
 - b) The Hospital **Default Tax Region** will be used to calculate taxes for taxable products and services on the 'Price Calculator' ('Product Setup' screen – 'Product Info' tab) if the **User** is associated to a '**Default Hospital Unit**' that is not associated to a **Default Tax Region**.

G) Set the Hospital Unit Default Tax Regions:

- 1) Navigate to the 'Hospital Setup' screen.
 - 2) Select the 'Unit Setup' tab.
 - 3) Select the Unit to be configured from the list of Units.
 - 4) Select the 'Unit Details' tab.
 - 5) Select the 'Default Tax Region' from the drop-down list.
- Tip:*
- a) The Hospital **Unit Tax Region** will be used to calculate taxes for taxable products and services on the 'Order Details' screen, if the Unit is the **Admitting Unit** – otherwise, the **Hospital Default Tax Region** will be used.
 - b) The Hospital **Unit Tax Region** will be used to calculate taxes for taxable products and services on the 'Price Calculator' ('Product Setup' screen – 'Product Info' tab) if the User is associated to the Hospital Unit as there '**Default Unit**'.

H) Set a Client as Tax Exempt:

- 1) If the Client has open orders when the tax exempt status is changed, a confirmation will prompt the User to either 'Cancel' the exemption status change, or to save the change and update all taxable charges on the open orders, or to leave them as they were.
- 2) **Here's how to make a Client Tax Exempt:**
 - a) Navigate to the '**Client Search**' screen.
 - b) Enter the client's name and/or account number.
 - c) Click the '**Search**' button.
 - d) Click on the '**Acct#**' or '**Name**' hyperlink for the correct client in the '**Client List**'.
 - e) Select the '**Client**' tab.
 - f) Select the '**Billing**' tab.
 - g) From the list of **Tax Jurisdictions**, click the '**Exempt**' checkbox so that it is checked.
 - h) Enter the **Tax Exemption Certificate Number** in the 'Comment' field.

Note: At this time, VetView does not store the actual Tax Exemption Certificate, or the required information from the Tax Exemption Certificate; however in the event of an audit, the State, or Jurisdiction, will require Tax Exemption Certificates for any client from whom taxes are not collected.

Tax Region Setup

I) Set an Order as Tax Exempt:

- 1) If an Order is open, the Tax Exempt status can be changed for all taxable charges on the Order. When the Tax Exempt status is changed for any of the Tax Jurisdictions, a confirmation will prompt the User to either 'Cancel' the Tax Exemption status change, or to save the change and update all taxable charges on the open orders.
- 2) **Here's how to make an Order Tax Exempt:**
 - a) Navigate to the '**Order Details**' screen.
 - b) Click the **Tax Exemption icon**. The icon is located to the left of the 'Comment' column heading in the 'Order Details'.
 - c) From the list of **Tax Jurisdictions** ('**Tax Name**' column), click the '**Exempt**' checkbox so that it is checked.
 - d) Enter the **Tax Exemption Certificate Number** in the 'Comment' field.
Note: At this time, VetView does not store the actual Tax Exemption Certificate, or the required information from the Tax Exemption Certificate; however in the event of an audit, the State, or Jurisdiction, will require Tax Exemption Certificates for any order for which taxes are not collected.
 - e) Click the '**Save**' button at the bottom of the '**Tax Exemption**' list.
 - f) Confirm to apply the **Tax Exemption** changes to all charges on the Order.
 - g) The charges on the Order will be recalculated. All exempted taxes will be shown in the item detail popup (hover over the info dot) as 'Exempt', with the amount of the tax crossed out.

J) Set an Order Item as Tax Exempt:

- 1) If an Order is open, the Tax Exempt status can be changed for a single taxable charge on the Order.
- 2) **Here's how to make an Order Item Tax Exempt:**
 - a) Navigate to the '**Order Details**' screen.
 - b) Click the **Tax Exemption icon**. The icon is located next to the '**Cancel**' button in the '**Item Details**' section at the bottom of the screen.
 - c) From the list of **Tax Jurisdictions** ('**Tax Name**' column), click the '**Exempt**' checkbox so that it is checked.
 - d) Enter the **Tax Exemption Certificate Number** in the 'Comment' field.
Note: At this time, VetView does not store the actual Tax Exemption Certificate, or the required information from the Tax Exemption Certificate; however in the event of an audit, the State, or Jurisdiction, will require Tax Exemption Certificates for any order item for which taxes are not collected.
 - e) Click the '**Save**' button at the bottom of the '**Tax Exemption**' list.
 - f) The charge on the Order will be recalculated. All exempted taxes will be shown in the item detail popup (hover over the info dot) as 'Exempt', with the amount of the tax crossed out.

K) Change the Tax Region of an Order:

- 1) As stated above, the **Tax Region** is assigned to the Order based on how the **Admitting Unit** and **Hospital** are setup; however, the **Tax Region** can be modified using the **Tax Region** dropdown list on the '**Order Details**' screen.
- 2) **Here's how to change the Tax Region for an open Order:**
 - a) Navigate to an open Order.
 - b) Select the correct **Tax Region** from the 'Tax Region' drop-down list – located next to the 'Pick List' button in the button part at the top of the Order.
 - c) Confirm that the **Tax Region** should be updated, and the taxes associated to all taxable items on the order should be recalculated.

Tax Region Setup

Taxability Information Codes

This is not an exhaustive list of code.

- 00000=General Goods and Services (uncategorized/undefined)
- 00000=Uncategorized
- 10010=Charges by the seller for any services necessary to complete the sale other than delivery and installation
- 10040=Installation charges
- 11000=Handling, crating, packing, preparation for mailing or delivery, and similar charges
- 11010=Transportation, shipping, postage, and similar charges
- 11020=Handling, crating, packing, preparation for mailing or delivery, and similar charges for direct mail
- 11021=Transportation, shipping, and similar charges for direct mail
- 11022=Postage for direct mail
- 91000=Services
- 51030=Drugs for animal use without a prescription
- 51040=Drugs for animal use with a prescription
- 51070=Insulin for animal use without a prescription
- 51080=Insulin for animal use with a prescription
- 51110=Medical oxygen for animal use without a prescription
- 51120=Medical oxygen for animal use with a prescription
- 51150=Over-the-counter drugs for animal use without a prescription
- 51160=Over-the-counter drugs for animal use with a prescription
- 51180=Grooming and hygiene products for animal use
- 51210=Drugs for animal use to veterinary hospitals and other animal medical facilities
- 51220=Prescription drugs for animal use to hospitals and other animal medical facilities
- 51260=Free samples of drugs for animal use
- 51270=Free samples of prescription drugs for animal use
- 52010=Durable medical equipment without a prescription
- 52020=Durable medical equipment with a prescription
- 52070=Durable medical equipment for home use without a prescription
- 52080=Durable medical equipment for home use with a prescription
- 52130=Oxygen delivery equipment without a prescription
- 52140=Oxygen delivery equipment with a prescription
- 52190=Oxygen delivery equipment for home use without a prescription
- 52200=Oxygen delivery equipment for home use with a prescription
- 52370=Enteral feeding systems without a prescription
- 52380=Enteral feeding systems with a prescription
- 52430=Enteral feeding systems for home use without a prescription
- 52440=Enteral feeding systems for home use with a prescription
- 52490=Repair and replacement parts for durable medical equipment which are for single patient use
- 53010=Mobility enhancing equipment without a prescription
- 53020=Mobility enhancing equipment with a prescription Appendix E
- 54010=Prosthetic devices without a prescription
- 54020=Prosthetic devices with a prescription
- 54250=Dental prosthesis without a prescription
- 54260=Dental prosthesis with a prescription
- 91030=Donations
- 90021=F.O.B. Destination Shipping
- 90020=F.O.B. Origin Shipping
- 94001=General Materials
- 99999=In-Store Sales
- 90010=Meal Replacement
- 90200=Medical Records
- 91070=Membership fees
- 91060=Merchant Operated
- 93101=Other/Miscellaneous
- 91063=Rental Parts or Supplies
- 90022=Shipping (optional customer pickup)
- 93112=Single Issue
- 93116=Single Issue
- 91065=For Tax Exempt Project
- 90012=Unprepared Food
- 99998=Use Tax Reporting
- 90011=Vitamins

Tax Region Setup

Product Setup – Tax Jurisdiction Setup tab

Product Setup screen – Tax Jurisdiction Setup – Product Tax Category Setup:

Setup the Product Tax Categories

Product Tax Category Setup:
Product Tax Categories are assigned to each taxable product and service.

Each Tax Jurisdiction can have different Tax Rates depending on the Tax Category. These rates are specified via the 'Tax Jurisdiction Setup' tab (below).

Product Setup screen – Tax Jurisdiction Setup – Tax Region Setup:

Setup the Tax Regions

Tax Region Setup:
Tax Regions are usually defined by geo-political boundaries; such as, state, city, county, zip code.

They may contain a collection of Tax Jurisdictions; for example, the City of Minneapolis Tax Region contains the City of Minneapolis, Hennepin County, State of Minnesota, and Transit Improvement Tax Jurisdictions.

For charges on an order, the Tax Region defaults to that of the Revenue Unit on the charge, but may be selected on the Order Detail screen.

On the Product Price Calculator, the Tax Region default is that of the User's Default Hospital Unit. In the absence of that, the Hospital's Default Tax Region is used (see next page).

Product Setup screen – Tax Jurisdiction Setup – Jurisdiction Setup:

Setup the Tax Jurisdictions

Tax Jurisdiction Setup:
Like the Tax Region, Tax Jurisdictions are usually defined by a geo-political boundary; such as, state, city, county, zip code. However, Special Jurisdictions may be defined by a range of street addresses (see the Kansas example on the following pages).

Tax Jurisdictions may belong to one (see the Kansas example) or many (see the Minnesota example) Tax Regions.

Each Tax Jurisdiction may specify a different Tax Rate for unique Product Categories defining a specific set of products or services.

Refer to the following page for the relationship between the Product Tax Category, Tax Region, Tax Jurisdiction, to the taxable products and services.

Tax Region Setup

Product Setup – Product, Tax Region, Jurisdiction, and Category Relationship

Product Info screen – Price Calculator – Tax Calculation:

Product Info

Product # 214 Sequence # 102 Next Active

Name: Food (Tax) Product Type: Inventory
 Description: Food (Tax) Category: I - Inventory Item
 Billing Desc: Food (Tax) Service Unit:
 Standard Code: Food

Product Pricing

Actual Sales Unit Cost: \$10.00 / BG
 Pricing Basis: \$20.00 BG - BAG
 Markup: 1
 Volume Discount:
 Fractional Qty:
 Client Type Discount: Disable
 Auto Update Price:
 Minimum Price: \$0.00

Product Tax Category

Product Tax Category: Food

Price Calculator

Tax Region: City of Minneapolis

Client Price Set: NORMAL CLIENT Qty: 1 Price: \$ 20.00

Hennepin County (Food - 0.15%)	\$ 0.03
State of Minnesota (Food - 6.875%)	\$ 1.38
City of Minneapolis (Food - 0.5%)	\$ 0.10
Transit Improvement (Food - 0.25%)	\$ 0.05
Total	\$ 21.56

Product Tax Category and Tax Region for each taxable Product.

User Account screen – Hospital Options tab:

Hospital Options

1 – User's Default Unit

Default Unit: LA EMER

Hospital Setup screen:

Hospital Setup

2 – Hospital's Default Tax Region

Default Tax Region: Hospital Tax Region

Product Price Calculator:

- (A) When using the Price Calculator ('Product Info' page -> 'Product Details' tab), the Tax Region defaults to the Tax Region associated to the User's Default Hospital Unit (1); in the absence of that, the Hospital's Default Tax Region (2) is used. The user may select other regions from a drop-down list of active Tax Regions (3).
- (B) The Tax Region may be associated to one or more Tax Jurisdictions (4).
- (C) The Tax Jurisdiction (4) may define multiple Tax Rates (6) based on the Product Tax Category (5).
- (D) The taxable product or service is assigned a Product Tax Category (5).
- (E) The combination of the Tax Region (3), Jurisdiction (4), and Product Tax Category (5), determines the Tax Rate (6) that is ultimately used to calculate the sales tax to be collected for the sale of taxable products and services.

Product Setup screen – Tax Jurisdiction Setup tabs:

Product Setup

Tax Jurisdiction Setup

Name	Code	Active
TPS	R10816098	Y
Transit Improvement	TRN	Y
Transit Improvement Tax	TRN	N
TVQ	100601113	Y

6 – Tax Rate

Product Tax Category	Tax Rate	Start Date	End Date
Food	0.2500	Jan 1, 2019	Dec 31, 2019
Medication	0.0000	Jan 1, 2019	Dec 31, 2019
Taxable	0.2500	Jan 1, 2019	Dec 31, 2019

Tax Region Setup

Tax Region	Code	Active
City of Lanesboro	LAN	Y
City of Minneapolis	MPLS	Y
Hospital Tax Region	HOS	Y
Manhattan Flint Hills South TDD	MANT5	Y
Manhattan Marketplace TDD	MANT2	Y
Manhattan Med's Addition TDD	MANT6	Y
Pottawatomie County	POTCO	Y
Riley		Y
Riley County	RILCO	Y

4 – Jurisdiction

Tax Jurisdiction	Active	Linked
City of Minneapolis	Y	<input checked="" type="checkbox"/>
Hennepin County	Y	<input checked="" type="checkbox"/>
State of Minnesota	Y	<input checked="" type="checkbox"/>
Transit Improvement	Y	<input checked="" type="checkbox"/>

Tax Region Setup

Hospital Setup – Default Tax Region

Specify the Default Tax Region

Hospital Setup screen – Hospital Setup tab:

Hospital Setup	Unit Setup	Episode Type Setup	Medical Record Setup	Accounting Setup	Invoice Setup	Client Setup	Late Fees	Printer
Name: VetView Testing Environment Address: <input type="text"/> City: Athens Country: <input type="text"/> State: <input type="text"/> Zip: 30602		Server URL: SERVER_URL Client Documents Folder Path: C:/VetViewHospClient/ Patient Documents Folder Path: C:/VetViewHospPatient/ Report Setup File Path: C:/VetViewHospReport/ Icon Upload Path: C:/VetViewHospImage/ Fax Service - Extension: @fax.com Purchase Order Number:						
Markup: Product Markup Adj. <input type="text"/> Reason: Automatic Product Markup Adjustment Volume Discount: Volume Discount Adj. <input type="text"/> Reason: Automatic Volume Discount Adjustment Minimum Price: Minimum Price Adj. <input type="text"/>		Billing Defaults Restrict Multiple Open Bills <input checked="" type="checkbox"/> Require Reason for Deleted Order <input type="checkbox"/> Items						
		Default Tax Region Hospital Tax Region						

Default Tax Region:
Specify the 'Default Tax Region' that will be used if the Hospital Unit (Revenue Unit) is not associated to a specific Tax Region.

Apply the 'Hospital Setup' privilege.

Role Management screen:

- Hospital Setup Data
 - Catalog Items Setup
 - Hospital Question Setup
 - Digital Document Element Setup
 - Digital Document Setup
 - Hospital Value List Setup
 - Hospital Setup
 - Alert Page Setup

The 'Hospital Setup' privilege is required to access the 'Hospital Setup' screen – 'Hospital Setup' tab.

Tax Region Setup

Unit Setup – Unit Details tab – Default Tax Region

Hospital Setup screen – Unit Details tab:

Setup the Hospital Unit Default Tax Region

The screenshot shows the VETVIEW Hospital Setup screen. The 'Unit Setup' tab is active, and the 'Unit Details' sub-tab is selected. The 'Default Tax Region' is set to 'City of Minneapolis'. The 'Unit' list on the left includes 'LA HOSP' which is highlighted. The 'Unit Details' form shows the following information:

- Name: LA HOSP
- Description: Large Animal Hospital
- Parent Unit: (dropdown menu)
- Default Tax Region: City of Minneapolis
- Receiving Unit:
- Income Unit:
- Active:
- Inventory Area:
- Auto Receive Inventory:
- Only Assigned Users Can Schedule Appointments:
- Notify specific users if patient is marked as deceased:
- Add Charges On: Request

Default Tax Region:
Specify the 'Default Tax Region' that will be used for the Hospital Unit (Revenue Unit) associated with each charge.

Apply the 'Hospital Setup' privilege.

Role Management screen:

The screenshot shows the Role Management screen with a list of privileges. The 'Hospital Setup' privilege is highlighted. The list includes:

- Hospital Setup Data
- Catalog Items Setup
- Hospital Question Setup
- Digital Document Element Setup
- Digital Document Setup
- Hospital Value List Setup
- Hospital Setup
- Alert Message Setup

The 'Hospital Setup' privilege is required to access the 'Hospital Setup' screen – 'Unit Setup' tab.

Tax Region Setup

Client Setup – Billing tab – Tax Exemptions

Client Information screen – Billing tab:

Client: 235308 - Tax Client 456 (Active)

Balance Age

0-30	\$0.00
31-60	\$0.00
61-90	\$0.00
91-120	\$0.00
121-150	\$0.00
Over 150	\$0.00

Alerts

Client Details | Contact Info | Portal Information | **Billing** | Linked Contacts | Directions | Mappings

Billing Settings

Price Set: NORMAL CLIENT
Payment Type: Normal Billing

Client Settings

Credit Status: 0 - GOOD
Payment Plan:
Collection Agency:
Allow Service Fees:

ASAQ Settings

ASAQ Eligible:
Client Limit Amount:
Remaining Balance:
ASAQ Region Code:
ASAQ Number:
Expiration Date:

Late Fee Assessment

Late Fee Exempt:
Payroll Deduction Plan:
No-Payment Penalty:

Tax Exemption Settings for Tax Client 456

Exempt	Tax Name	Code	Active	Comment	Last Updated	Last Updated By
<input type="checkbox"/>	City of Lanesboro	LAN	Y			
<input type="checkbox"/>	State of Minnesota	MN	Y			
<input type="checkbox"/>	Filmore County	FIL	Y			
<input type="checkbox"/>	City of Minneapolis	MPLS	Y			
<input type="checkbox"/>	Transit Improvement Tax	TRN	N			
<input type="checkbox"/>	Transit Improvement	TRN	Y			
<input type="checkbox"/>	Hennepin County	HNP	Y			

Copyright 2011-2019 Version: 1.7.0 Database: 128.192.20.24 Server: VET

Setup the Client Tax Exemptions

Clients may be exempt from certain tax jurisdictions. Exempt taxes will be charged, but immediately adjusted as exempt. The client won't be charged for the tax, but the exempted taxes will appear as such on the 'Sales Tax' report. Taxes may also be exempted at the order item level.

Tax Jurisdictions, rates, and durations are configured on the 'Product Setup' screen – 'Tax Jurisdiction' Setup' tab.

Product Info screen – Tax Jurisdiction Setup tab:

Product Setup | Product Line Setup | Price Set Setup | Markup Setup | Product Scale Setup | **Tax Jurisdiction Setup** | Product Category Setup | Billing Pick List Setup

Product Tax Category Setup | Tax Region Setup | **Tax Jurisdiction Setup**

Tax Information

Name: City of Lanesboro Active:
Code: LAN Last Updated By: REGGLE on: 1/16/2019

Rates and Duration by Tax Type

Viewing: Current and Future Tax Category Filter

Product Tax Category	Tax Rate	Start Date	End Date	X
Food	0.5000	Jan 1, 2019	Dec 31, 2019	<input type="checkbox"/>
Medication	0.5000	Jan 1, 2019	Dec 31, 2019	<input type="checkbox"/>
Taxable	0.5000	Jan 1, 2019	Dec 31, 2019	<input type="checkbox"/>

Configure the Tax Jurisdictions

Tax Region Use

Order Details screen & Invoice report

For this example, the following Tax Region, Jurisdictions, Product Tax Categories, and Tax Rates were configured:

The **Community Practice Hospital Unit** is associated to the **City of Lanesboro Tax Region**.

The **City of Lanesboro Tax Region** is linked to three Tax Jurisdictions with the following Tax Rates for the Product Tax Category = **Food**:

- City of Lanesboro 0.5000%
- Filmore County 0.5000%
- State of Minnesota 6.8750%

Order Details – Tax Transactions:

Episode

Episode: 841475
 Opened: Jan 17, 2019 12:27:48 PM
 Status: Open
 Reason: Tax Region User Guide
 Unit: **Community Practice**
 Attending: Rick Eggleston

Patient

20181218001 - Tax Patient 456
 Feline / Tabby

The **Tax Region** is assigned to the Order based on how the **Admitting Unit and Hospital** are setup; however, the **Tax Region** can be modified using the **Tax Region** dropdown list on the 'Order Details' screen.

Order Details

+ Add New Item
📄 Pick List
▼ Tax Region, City of Lanesboro
✔ Approve All Items
✖ Delete All Items
📄 Approve All & Finalize
🔍 Set Order to Review
🔄 Refresh List
🏠 Go To Cart

🔄 Recalculate Order Total
📄 View Estimate

Item	Line	Seq	Product Name	Qty	Units	Subtotal	Tax	Price	Date	Status	Log	Rx/CDM
<div style="display: flex; justify-content: space-between;"> ▼ 841475-1 Status: Pending Order Total: \$21.58 Order Type: Standard Comment </div>												
1.	214	102	Food (Tax)	1	BG	\$20.00	\$1.58	\$21.58	Jan 17, 2019 12:28:19 PM	Unapproved		

Qty	Amount	Type	Comment	Date/Time	User
	-\$0.10	Tax	City of Lanesboro (Food - 0.5%)	Jan 17, 2019 1:27:47 PM	REGGLE
	-	Comment	Order totals recalculated	Jan 17, 2019 1:27:47 PM	REGGLE
	-\$1.38	Tax	State of Minnesota (Food - 6.875%)	Jan 17, 2019 1:27:47 PM	REGGLE
	-\$0.10	Tax	Filmore County (Food - 0.5%)	Jan 17, 2019 1:27:47 PM	REGGLE
	+\$20.00	Comment	Order Item Created	Jan 17, 2019 12:28:25 PM	REGGLE

Subtotal: \$20.00 Tax: \$1.58 Deposits \$0.00 Payments \$0.00 Adjustments: \$0.00 Interest: \$0.00 Current Balance: \$21.58

Note:

- If an episode is checked into a Hospital Unit that is not associated to a Tax Region, the Hospital's Default Tax Region will be used.
- If an episode is transferred, the Tax Region associated to the Admitting Hospital Unit will be used for all taxes.
- If charges from a Hospital Unit that is not the Admitting Hospital Unit, the Tax Region of the Admitting Hospital Unit will be used to calculate taxes on the charge.
- If the Tax Region that is associated to the Admitting Hospital Unit is not correct, the correct Tax Region can be selected from the drop-down list on the Order Details screen. The selected Tax Region will be used to calculate tax on all taxable charges.

Invoice Report:

Client				Accounting			
Customer #: 235308 Tax Client 456				Invoice #: 908716 Date: 1/17/19 1:34 PM Cashier: REGGLE Batch #: 26167 Type: Close & Payment			
Order				Patient			
Bill/Order #	Created	Patient Name	Species	Color			
841475-1	1/17/19 12:27 PM	Tax Patient 456	Feline				
DVM	Closed	Patient #	DOB	Breed	Sex		
Rick Eggleston	1/17/19 1:34 PM	20181218001		Tabby			
Date	Product	Description	Qty	ASAQ	Sub Total	Tax	Item Price
01/17/2019	214-102	Food (Tax)	1	\$0.00	\$20.00	\$1.58	\$21.58
				\$0.00	\$20.00	\$1.58	\$21.58
Previous Balance: \$0.00		Payment Type Breakdown					
Current Charges: \$21.58		Check: \$21.58					
Payment Amount: -\$21.58		Accounts Receivable Data					
Remaining Balance: \$0.00		A/R Charges: \$0.00					
		A/R Payment: \$0.00					
<div style="background-color: yellow; padding: 2px;"> City of Lanesboro LAN Filmore County (Food): FIL State of Minnesota MN </div>							
Transaction Comment:							
IMPORTANT NOTICE: We believe this to be a complete listing of charges incurred. However, due to delay in posting, additional charges are occasionally accrued. Should this occur, you will be billed for these charges as they are posted. Please remit remaining balance upon receipt to:							

Tax Region Use

Order Details screen & Invoice report – Client Tax Exemption

Change the Client Tax Exemptions

Clients may be exempt from certain tax jurisdictions.

When the Client's tax exemption status is modified (via the Client Setup screen), if there are open orders, a confirmation popup will appear.

The exemption status change can be applied to the charges on the open orders; or, the exemption status change can be cancelled, or saved without applying them to the open charges.

Client Setup – Billing tab – Tax Exemptions:

Client: 20190122-001 - Tax Patient 460

Exempt	Tax Name	Code
<input type="checkbox"/>	State Tax	ST LIMS-5247
<input type="checkbox"/>	Local Tax	L LIMS-5247
<input type="checkbox"/>	25% Special Tax	25 LIMS-5247
<input type="checkbox"/>	50% Special Tax	50 LIMS-5247
<input type="checkbox"/>	TPS	R10816099
<input type="checkbox"/>	IVQ	100601113
<input type="checkbox"/>	10% Tax	123456789
<input checked="" type="checkbox"/>	City of Lanesboro	LAN
<input type="checkbox"/>	State of Minnesota	MN

Resales Certificate 123456789

Please Confirm

This client has open orders, do you wish to apply the tax exemption changes to them?

Cancel Yes No

Recalculate the order total

Before tax exemptions, this charge was subject to three jurisdiction taxes for the City of Lanesboro Tax Region.

After changes are made to the Client's tax exemption status, the 'Recalculate Order Total' button will apply the changes resulting from the exemption.

After the order is recalculated, there will be a new transaction associated to the charge for the amount and jurisdiction for which taxes are exempt.

Order Management – Tax Exemptions

Episode: 841515
 Patient: 20190122-001 - Tax Patient 460
 Reason: LIMS-4682 - Ability to create regions ba ...
 Unit: Community Practice
 Attending: Rick Eggleston

Order Details: Tax Region: City of Lanesboro

Amount	Type	Comment
+\$1.35	Tax	City of Lanesboro (Food - 0.5%)
+\$18.56	Tax	State of Minnesota (Food - 6.875%)
+\$1.35	Tax	Filmore County (Food - 0.5%)
+\$270.00	Comment	Order Item Created

Amount	Type	Comment
+\$18.56	Tax	State of Minnesota (Food - 6.875%)
-\$1.35	Tax	City of Lanesboro (Food - 0.5%) - Exempt: Resales Certificate 123456789
+\$1.35	Tax	Filmore County (Food - 0.5%)
-	Comment	Order totals recalculated
+\$270.00	Comment	Order Item Created

Subtotal: \$270.00 Tax: \$21.26

Invoice after Tax Exemptions

Invoice Report:

Customer #: 235408 Tax Client 460
 Invoice #: 908734 Date: 1/22/19 10:12 AM
 Cashier: REGGLE Batch #: 26167
 Type: Close & Payment

Date	Product	Description	Qty	ASAQ	Sub Total	Tax	Item Price
01/22/2019	214-201	TOS Package Item B1	1	\$0.00	\$270.00	\$19.91	\$289.91
				\$0.00	\$270.00	\$19.91	\$289.91

Previous Balance: \$0.00
 Current Charges: \$289.91
 Payment Amount: -\$289.91
 Remaining Balance: \$0.00

Payment Type Breakdown
 Check: \$289.91

Accounts Receivable Data
 A/R Charges: \$0.00
 A/R Payment: \$0.00

Filmore County (Food): FIL
 State of Minnesota MN

After the exemption, the exempted jurisdiction will not appear on the invoice.

Tax Region Use

Order Details screen – Order and Order Item Tax Exemption

Order Management – Tax Exemptions

Episode		Patient	
Episode: 841515		20190122-001 - Tax Patient 460	
Opened: Jan 22, 2019 9:50:02 AM		Feline / Tabby	
Status: Open			
Reason: LIMS-4682 - Ability to create regions ba ...			
Unit: Community Practice			
Attending: Rick Eggleston			

Order Details


+ Add New Item
 Pick List
 Tax Region: City of Lanesboro
 ✓ Approve All Items
 ✗ Delete All Items
 Approve All & Finalize
 Set Order to Review
 Refresh List
 Go To Cash
 Recalculate Order Total

Item	Line	Seq	Product Name	Qty	Units	Subtotal	Tax	Price	Date	Status	Log	Rx/CDM/Re
Status: Pending Order Total: \$291.26 Order Type: Standard Comment:												
1.	214	201	TOS Package Item B1	1	BG	\$270.00	\$21.26	\$291.26	Jan 22, 2019 9:51:34 AM	Unapproved		
Subtotal: \$270.00						Tax: \$21.26	Deposits \$0.00	Payments \$0.00	Adjustments: \$0.00	Interest: \$0.00	Current Balance: \$291.26	

Item Details

Save
 ✓ Approve Item
 ✓ Unapprove Item
 ✗ Delete Item
 ✗ Undelete Item
 Cancel
 Tax Exemptions

1.	214.201 TOS Package Item B1	January 22, 2019 9:51:34 AM	Status: Unapproved	Comment:			
Qty:	1	BG	Price: 270.00	Subtotal: 270.00	Tax: 21.26	Total: 291.26	<input type="checkbox"/> Print
Unit:	Community Practice						
DVM:	772 - Eggleston, Rick (REGGLE)						
Employee:	772 - Eggleston, Rick (REGGLE)	Bill Party:	235408 - Tax Client 460				



Tax Exemption Settings for item #1 product 316.10 SYRINGE TB 1ML

Exempt	Tax Name	Code	Comment
<input type="checkbox"/>	State Tax	ST LIMS-5247	
<input type="checkbox"/>	Local Tax	L LIMS-5247	
<input checked="" type="checkbox"/>	State of Minnesota	MN	Certificate 123456789

ERROR: syntaxerror
OFFENDING COMMAND: --nostringval--

STACK:

-mark-
/sfnts